

Suspicious Activity Recognition and Reporting
Keeping You and Your Community Safe

OPEN SOURCE

What is Suspicious?



OPEN SOURCE

Is He Suspicious?



OPEN SOURCE

Behaviors to Look For

- Suspicious
 - Does not mean something bad will happen, there may be another explanation.
- Criminal
 - Issues, while seemingly minor, that law enforcement can take immediate action on.
- Life Threatening
 - Requires IMMEDIATE RESPONSE BY ALL



OPEN SOURCE

Suspicious

- Not dressed in the custom of your location
- Not familiar with the layout of the area
- Not familiar with basic religious procedures
- Obvious nervousness
- Tunnel vision (staring straight ahead)
- Clothing not matching the weather
- Hands hidden from view
- Adjusting clothing at the waist
- Carrying packages or backpacks



OPEN SOURCE

Criminal

- Breaking into cars
- Trespassing on property
- Intoxicated in public
- Public urination
- Actively using illicit drugs
- Recklessly driving in parking lot



OPEN SOURCE

Life Threatening

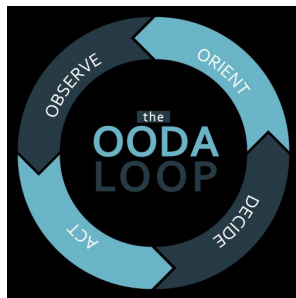


- Armed Person
 - Not always a firearm
- Possible Device
 - CBRNE
- Active Threat
 - Imminent physical harm



OPEN SOURCE

So, What to do????



OPEN SOURCE

OODA Loop

- Observe
 - Situational awareness, detecting changes that are happening around us
- Orient
 - Focus on hazards and discrepancies
- Decide
 - Make a positive determination about a specific effect and choose an option
- Act
 - The physical input to achieve the desired result



OPEN SOURCE

How Fast You Process These Four Steps Is CRITICAL



Everyone is managing their own OODA LOOP.

This includes the bad guy.



OPEN SOURCE

Response Options

- Observe further
- Engage in conversation
- Video/audio recording
- Notify site authorities (manager/usher)
- Confront the individual
- Call law enforcement
- Evacuate the area
- Fight back



OPEN SOURCE

Establish a Plan


SHORTEN THE OODA LOOP

- **Suspicious Behaviors**
 - "If a person demonstrates 3 or more suspicious behaviors, notify other staff and discretely monitor the person."
- **Criminal Behaviors**
 - "If a person is observed breaking into cars, staff will be notified and the individual confronted."
- **Life Threatening Behaviors**
 - "If a person is observed that is a threat, all staff will be notified, a person assigned to call 911 and evacuation will commence."




OPEN SOURCE

Who Will React Faster?




Person A

1. Is alert for suspicious behavior.
2. Observes something unusual.
3. Knows the plan for what to do next.
4. Executes that plan immediately.



Person B

1. Is distracted and not really observing people.
2. Recognizes something unusual.
3. Has no idea what to do about their observation
4. Has to ask someone what to do or may decide to just not say anything because it's probably nothing.



OPEN SOURCE

BE VIGILANT



- Be aware of your surroundings
- Make your workplace safe
- Protect your clients

Help prevent suspicious and/or criminal activity within your place of employment by:

1. Confronting guests and inquire about reasons for visit
2. Obtaining detailed descriptions of suspicious persons
3. Report incidents to security and/or police

SUBJECT DESCRIPTION:

Name:	Age:
Sex:	Complexion:
Speech:	Hair (color/type):
Height:	Build:
Weight:	Build (lean/stocky):
Build:	Build (lean/stocky):
Hair Color:	Build (lean/stocky):
Hair Length:	Build (lean/stocky):
Facial Hair:	Build (lean/stocky):
Eyes/Color:	Build (lean/stocky):
Tattoos/Scars/Markings:	Build (lean/stocky):

VEHICLE:

Year:	License Plate #:
Make:	Province:
Model:	Additional Information:
Color (top & bottom):	

WEAPONS: VERY IMPORTANT

Circle the closest




Detailed descriptions assist police in identifying suspicious persons.
Addressing suspicious persons and/or activity may prevent victimization to staff, residents and property.



OPEN SOURCE

Key Points to Remember

- Maintain vigilance- NEVER think “this can't happen here”
- Be an exceptional observer
- Have a plan..... Shorten the OODA loop
- Have other witnesses, work as a team, use video
- When notifying law enforcement, give a complete and detailed description



OPEN SOURCE

SAR and the Seven Signs

Certain activities at or near sensitive sites may indicate terrorist planning efforts.

Activities that should be reported include:

1. Surveillance
2. Elicitation
3. Tests of Security
4. Acquiring Supplies
5. Suspicious Persons
6. Trial / Dry Runs
7. Deploying Assets



OPEN SOURCE

See Something, Send Something



OPEN SOURCE

Oklahoma City, OK April 19, 1995



- Surveillance
- Elicitation
- Tests of Security
- Acquiring of Supplies
- Suspicious Persons
- Trial/Dry Runs
- Deploying Assets



OPEN SOURCE

Suspicious Activity Reporting Initiatives

The image contains three panels. The left panel is a poster titled "See Something Say Something" with the slogan "if you SEE something SAY something" and the Homeland Security logo. The middle panel is titled "7 (or 8) Signs of Terrorism" and lists various indicators such as "Unusual interest in terrorism or violent extremist groups" and "Unusual travel patterns". The right panel is titled "NSI SAR Initiative" and shows a screenshot of a reporting form with fields for "Reporting Person", "Reporting Location", "Reporting Date", and "Reporting Time".



OPEN SOURCE

Cooperation on All Levels

The diagram features a central circular logo for the "NATIONAL COUNTERTERRORISM CENTER" with the motto "VICENTIA EST POTENTIA". To the left are logos for the "NATIONAL FUSION CENTER ASSOCIATION (NFCA)" and the "VIRGINIA FUSION CENTER". A large green double-headed arrow points between the NFCA/VFC logos and the NCTC logo. Surrounding the NCTC logo are smaller logos for various agencies including the FBI, DHS, DoJ, DoD, and several state fusion centers.



OPEN SOURCE

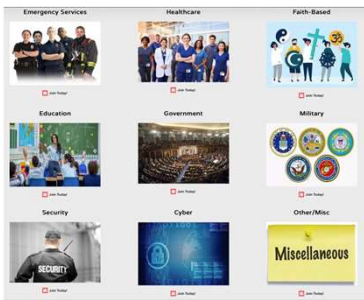
VFC Shield

- SHIELD is a global initiative designed to provide **shared community messaging**
- SHIELD is a **crime prevention** initiative focused on community awareness and prevention
- SHIELD provides best practices for protection and **awareness**



OPEN SOURCE

VFC Shield Sector Specific Bulletins



- FirstAware
- ScamAware
- CyberAware
- FaithAware
- HealthAware
- AcademicAware
- CTAware
- CIAware

- CommunityAware
- FireAware



OPEN SOURCE

Contact Information



VFC SHIELD is a Proud Member of the Global SHIELD Network

[Fusion.vsp.Virginia.gov/shield/](https://fusion.vsp.virginia.gov/shield/)

Lieutenant Austin C. White, CPS, NCPS II
Special Agent in Charge, VSP Criminal Intelligence Division
804-674-2140 Office 804-840-9285 Mobile
Austin.White@vsp.virginia.gov



UNCLASSIFIED//For Official Use Only
